

TEL. 9575997, 9567298, 9554725

JANATA BANK LIMITED

For Previous Rate Sheet Click

PABX-575,

TREASURY DEPARTMENT

<https://goo.gl/URA0t4>

Mail: fxdeal@janatabank-bd.com

HEAD OFFICE, DHAKA

Exchange Rate Circular - 082

**INDICATIVE**

DATE : 03 May 2018

EFFECTIVE DATE: 03-05 May' 18

Thursday

A) CROSS RATES OF N.Y. CLOSING &amp; S.E ASIAN MARKETS AS ON 02/05/2018

	GBP/USD	EUR/USD	USD/JPY	USD/C.DLR	USD/S.FRA	AUD/USD
SELLING	1.3580	1.1953	109.8300	1.2882	0.9991	0.7553
BUYING	1.3576	1.1950	109.8600	1.2886	0.9995	0.7553

B) JANATA BANK LTD'S CASH

CURRENCY &amp; T.C TO PUBLIC TK PER UNIT OF FOREIGN CURREN

SELLING	CURRENCY	BUYING	SELLING	CURRENCY	BUYING
85.2000	US Dollar	84.2000	22.9000	Saudi Riyal	22.3000
114.5000	G. B. Pound	110.5000	22.9000	UAE. Dirham	22.0000
101.8000	Euro	98.4000	22.2000	MAL. Ringit	21.2000
63.3000	Aus. Dollar	61.3000	1.3500	Indian Rupee	1.3000

CASH SELLING AND BUYING RATES FOR ALL OTHER CURRENCIES WILL

BE SAME AS SELLING T.T.&amp; O.D AND BUYING O.D. TRANSFER

C) SELLING		NAME OF CURRENCY	BUYING			
T.T.& O.D.	B.C.		T.T.CLEAN	T.T.DOC	O.D.SIGHT EXP.BILLS	O.D. TRANSFER
83.4500	83.5000	US Dollar	82.6500	82.6000	82.5500	82.3800
114.0313	114.0720	G. B. POUND	111.8242	111.7020	111.4750	111.0279
100.7867	100.8725	EURO	98.4751	98.3075	98.1996	97.9117
0.7663	0.7676	JP.YEN	0.7468	0.7460	0.7453	0.7441
65.2917	65.4661	CAN.DLR	64.6283	64.4530	64.2560	64.1091
84.0358	84.2158	SWISS.FRANC	82.6313	82.5413	82.3003	82.0592
212.2538	212.4182	OMANIAN RIYAL	201.5028	201.2690	200.6434	199.3377
11.0000	11.1192	H.K.DLR	10.5213	10.5098	10.4791	10.4484
63.4642	63.7696	SING.DLR	62.3688		61.5389	61.3587
2.6550	2.6559	THI.BAHT	2.6054		2.5949	2.5873
21.3694	21.4270	MAL.RINGIT	20.9646		20.8806	20.8194
22.9008	22.9090	UAE.DIRHAM			22.3926	22.3270
22.4275	22.4855	SAUDI RIYAL			21.9334	21.8700
23.1071	23.1154	QATAR RIYAL				22.5201
271.3610	271.6606	KUWAIT DINAR				261.0000
223.0739	223.1534	BAHRAIN DINAR				216.4972
13.2228	13.2475	CHINESE YUAN				12.8880

D) USANCE RATE:	30 DAYS	60 DAYS	90 DAYS	120 DAYS	150 DAYS	180 DAYS
US Dollar	82.0579	81.5758	81.0936	80.6115	80.1294	79.6473
G. B. POUND	110.8227	110.1704	109.2385	108.8658	108.2135	107.5612
EURO	97.6252	97.0507	96.2301	95.9018	95.3274	94.7530

E) FORWARD RATE:		1 MONTH	2 MONTHS	3 MONTHS	6 MONTHS	1 YEAR
SELLING	US Dollar	83.9029	84.2759	84.6888	85.8276	0.0000
BUYING	US Dollar	82.9083	83.1666	83.4248	84.1997	0.0000


F) NFCD INTT RATE, EFFECT ON: 01.05.18 To 15.05.18	1 MONTH	3 MONTHS	6 MONTHS	12 MONTHS
US Dollar	1.65701	2.10805	2.26956	2.48094
G. B. POUND	0.26975	0.46291	0.56375	0.73325
EURO	0.00000	0.00000	0.00000	0.00000


G) LIBOR AS ON 02/05/2018, 60 DAYS 2.08258 90 DAYS 2.36294 180 DAYS 2.51269


H) INDICATIVE RATE OF 01 SDR, USD WITH NTL, CUR OF ACU MEMBERS AS IMF RATE 02/05/18	IN.RS	N.RS	SL.RS	PK.RS	BD TK	USD
USD 1	66.6636	106.6600	157.7641	115.6100	83.0550	
SDR 1	95.4873	152.7772	225.9775	165.5969	118.9659	1.4324


IN CASE OF AUS. DOLLAR CASH RATE WILL BE USED FOR T.T ALSO

Rates mentioned in row C, D, E and F are applicable only for bank's own customers.

  
 Syeda Hasinatul Janna  
 SPO  
 Prepared by

  
 A.S.M. Omar Faruq Khan  
 SPO  
 Checked By

  
 Md. Mokhlesur Rahman  
 SPO  
 Authorised Signature

  
 M.M. Awrangzeb  
 AGM  
 Authorised Signature